

Total No. of Questions : 8]

SEAT No. :

P4423

[Total No. of Pages : 3

[5251]-1007

F.E. (Engineering) (II Semester)

ENGINEERING GRAPHICS - I

(2015 Pattern)

Time : 2 Hours]

[Max. Marks : 50

Instructions to the candidates :

- 1) Retain all construction lines.
- 2) Figure to the right indicates full marks.
- 3) Assume suitable data wherever necessary.
- 4) Use of electronic pocket calculator is allowed (non-programmable).

Q1) The point A of line AB is in H.P and 15 mm in front of V.P. Its front view and top view makes 51° and 48° with H.P. and V.P. respectively. Draw the projections of line AB if projector distance between end points of the line is 41 mm. Find its true length, true inclinations and locate its traces. [12]

OR

Q2) A hexagonal plate of 35 mm side is resting on one of its corner on the H.P. Draw projections of the plate when the plate surface makes an angle of 35° to H.P. and the diagonal passing through resting corner makes 22° inclination to V.P. [12]

Q3) A hexagonal prism of base 35 mm and height 85 mm is resting on one of its base corners. The vertical edge passing through the resting corner makes 45° inclination to H.P. Draw projections of the prism when the axis makes 22° inclination to V.P. [13]

OR

- Q4) a) Draw a Parabola of 100 mm height and 150 mm base. [7]
- b) Draw the development of lateral surface of pentagonal prism of base side 30 mm and axis height 70 mm. [6]

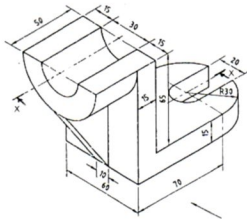
P.T.O.

Q5) For the pictorial view shown in the Figure draw,

[13]

- Sectional front view along the section XX
- Top view
- Left hand side view

Place all necessary dimensions. Use first angle method of projections.



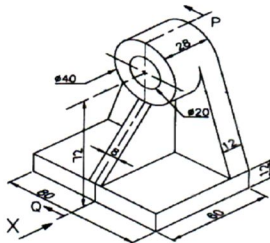
OR

Q6) For the pictorial view shown in the Figure draw,

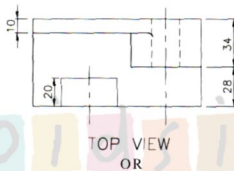
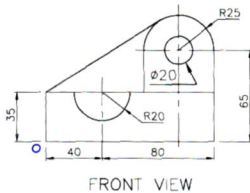
[13]

- Front view in the direction X
- Top view
- Sectional Right hand side view along PQ

Place all necessary dimensions. Use first angle method of projections.



Q7) Figure shows front view and top view of an object. Draw Isometric view and show overall dimensions. [12]



Q8) Figure shows front view and right hand side view of an object. Draw Isometric view and show overall dimensions. [12]

